

# Northside Truck & Van Dukeries Rally 2023

## Final

## Entry List

No	Crew	Car	CC	Class	Club	Entrant/Sponsor
1	John Griffiths / Emma Morrison	Ford Fiesta R5	1600	6	Dukeries MC	Mercury Garage, Warsop Motor Co, Autosupplies
2	Mark Kelly/ Neil Colman	Skoda R5	1600	6	Garstang & Preston MC/ Whitby & DMC	
3	Ollie O'Donovan/ Ashleigh Morris	Hyundai i20 R5	1600	6	Dukeries	The Shannon Group, Team RX Racing, Albatec Racing
4	<i>Alistair Inglis/ Colin Inglis</i>	<i>Ford Fiesta Rally2</i>	<i>1600</i>	<i>6</i>	<i>Aberdeen &amp; District MC</i>	
5	David Campling / James Ducker	Skoda Fabia R5	1598	6	Dukeries MC	Direct Car Carriers Ltd. Mel Hudson Motors.
6	Michael Igoe/ Will Atkins	Ford Fiesta R5	1600	6	Whitchurch MC	
7	Kiaran Hankin/ James Swallow	Peugeot 208 T16 R5	1600	6	Bolton-le-Moors CC	KH Hire Ltd/Exol Lubricants/JP Oils
8	Tony Robinson/ Mark Witherspoon	Skoda Fabia R5	1600	6	Dukeries MC/ Bognor Regis MC	PMW Professional Motorsport World Expo
9	Jason Wilson/ Lee Wilson	Darrian T90 GTR	1998	3	Dukeries MC	W S BROADS MOT, WILSON AUTO REPAIRS
10	Martin Hodgson/ Tony Jones	Ford Escort Mk2	2500	4	Dukeries MC/ Dukeries MC / Sheffield & Hallamshire	Tia Structures/UK Powder Coaters
11	Daniel Bird/ Tony Hart	Ford Fiesta R5	1600	6	Dukeries MC/ Ecurie Royal Oak	

No	Crew	Car	CC	Class	Club	Entrant/Sponsor
12	Joe Mckeand/ Charlotte Mcdowall	Subaru Impreza	1998	5	Solway Car Club/ Mull Car Club	Madcan Energy
13	Jack Ives/ David Read	Citroen DS3 R5 Evo	1600	6	GPMC/ VSCC	Causeway Garage
14	Alasdair Stables/ Neil Jones	Vauxhall Chevette HSR	2286	4	Dukeries MC	S&J Motorsport
15	James Garner/ Jack Cutbill	Darrian GTR	2495	4	Loughborough CC	DAC Property
16	Chris Ruck/ Steve Harris	Vauxhall Corsa Kit Car	1598	2	Sheffield & Hallamshire MC/ Matlock / Sheffield & Hallamshire MC	Euro Soccer Company, Diamond Alloys Derby, Joma Teamwear, The Little Foxes Club London.
17	Anthony Newton/ Suze Endean	Vauxhall Nova	1398	1	Maidstone & Mid Kent MC, Chelmsford/ Chelmsford MC, Tavern, South Oxon	
18	Lee Hastings/ Cole Hastings	Subaru Impreza	1998	5	Solway Car Club	
19	Phil Burton/ Katy Burton	Subaru Impreza	1998	5	Beverley MC	
20	Gerry Fitzelle/ Mark Mason	Ford Escort	2499	4	Dunfermline CC/ Tynemouth & District MC	
21	Tom Stockdale/ Dean Stockdale	BMW 1M	2967	4	Worksop & District MC	Canems Engine Management, Divi Southwinds Resort Barbados, Sherwood Construction
22	Stephen Sawley / Rob Johnson	Ford Escort	2400	4	Darlington & District MC	
23	Ben Wilkinson/ Andrew Wilkinson	Peugeot 106 Maxi	1598	2	Huddersfield MC/ Slaithwaite MC	Merc Specialists

No	Crew	Car	CC	Class	Club	Entrant/Sponsor
24	Marc Mayes/ Ben Duke	Vauxhall Nova	1598	2	Llandysul Motor Club	Mayes Tyres
25	Tim Baker/ Neil Hallworth	Talbot Sunbeam	2481	4	Ludlow Castle MC/ Broughton & Bretton MC	speakerfilters.com
26	Ian Barclay / Sue Plater	Mitsubishi Evo6	2000	5	Middlesex County AC	
27	Stuart Ranby/ Ian Bass	Ford Escort Mk2	2400	4	Dukeries MC	SM Ranby Agriculture/Castle Electrical & Security/South Electrical Ltd
28	Nigel Greensall/ Graham Wild	Toyota GT86	1998	3	Dukeries MC/ Border Motor Club (Lincs)	
29	Clive Hitchman/ Jeremy Griffiths	BMW E36 Coupe	2997	4	Border MC	Century Cars (Caistor) Ltd
30	Nick Taylor/ Charlotte Taylor	Peugeot 205 GTI	1997	3	Worksop / Sheffield & Hallamshire/ Worksop & District MC	
31	Nick Heard / Oliver Mathison	Ginetta G40	1800	3	Beverley and District	Heard Services
32	Andrew Wishart/ Archie Wishart	Ford Escort Mk2	1998	3	Green Belt MC / Dunfermline CC	Home Farm Racing
33	Ben Williams/ Tony Edwards	Ford Escort	2400	4	60 & Worcester MC/ Lincoln motor club	
34	Nigel Brain/ Martin Corbett	Mazda MX5	2500	4	Bolton-le-Moors CC/ RAC Motor Club	
35	Stuart Cameron / Gary Whittington	Renault Clio Cup	2001	4	EMCOS/ Forresters MC	Rallynuts Motorsport Ltd
36	Ross Wey / Liam Carfrae	Peugeot 205	1900	3	Dukeries MC	Rally World

No	Crew	Car	CC	Class	Club	Entrant/Sponsor
37	Andrew Egger/ Adam Brown	Vauxhall Nova	1400	1	Loughborough CC	
38	Joe Piggott/ John Fellowes	Citroen Saxo VTR	1600	2	Hereford MC	
39	Sam Gendy/ Samantha Bartlett	Mitsubishi Evo 9	1997	5	Dukeries MC	MPT Scaffolding ltd, Radford Development Services ltd, Woodvalley Builders.
40	Ian Jarvis/ Paul Train	Mitsubishi EVO 9	2000	5	Beverley MC / Dukeries MC/ Dukeries MC	Superyacht Supplies / Reach Food Group
41	William Routledge/ Alex Routledge	Vauxhall Nova	1598	2	Border Motor Club	Maple Towing & Leisure
42	Matthew Arnold/ Ellie Arnold	Citroen C2 GT	1598	2	Dukeries MC	M A Motor Company Ltd. Annandale Autos
43	William Moore/ Stuart Moore	Citroen C2	1598	2	SCCON/ SCCON,	Stratton Auto Services, MC Engineering, CW Motorsport Engineering
44	Tom Naylor/ James Rudd	Ford Fiesta ST150	1998	3	Cannock & District CC/ Sheffield and Hallamshire MC	RTH Services
45	<i>Michael Bowle/ Izzie Lawrence</i>	<i>Renault Clio</i>	<i>2400</i>	<i>4</i>	<i>Tavern MC/ BARC</i>	
46	Stephen Hall/ Melissa Hall	Ford Mk1 Fiesta	1600	2	Dukeries MC	Coltec Racing Engines
47	Richard Kay/ Ian McLean	Vauxhall Corsa	1598	2	Wigan & District MC	Sports Lighting UK, SportPro LED Lighting
48	Joseph Duffy/ Aaron Brimblecombe	Lotus Elise	1598	2	Dukeries MC	Follow Frank Campers
49	David Large/ David Ottoway	Ford Escort Mk2	1998	3	King Lynn & DMC	Ottoway Carpentry, Lynnstar Distribution, KI Construction Ltd, Sandle Car Supermarket, Anglia Tool

No	Crew	Car	CC	Class	Club	Entrant/Sponsor
50	David Turner/ James Turner	Ford Escort	2100	4	EMCOS	Turner Race Developments
51	Andy Wright/ Nigel Powell	Honda Civic Ep3	2000	3	Dukeries MC	NH Vehicle transport.
52	Charlie Campbell/ Sam Weller	Mazda MX5 Mk2	1800	3	750 MC/ Brecon Motor Club	
53	Ian Dove/ John Dove	Vauxhall Nova	1598	2	Dukeries MC	
54	Doug Ramsay/ Rhys Edwards	Ford KA	1600	2	Ripon MC/ Btrda	LUBING UK & IRE, Manok Ltd
55	Steve Dolman/ Jon Shepherd	Mazda MX5	2000	3	Bolton-le-Moors CC/ Worksop DMC	Paul Sheard Racing
56	Roger Taylor/ Paul Bevan	Ford Escort Mk2	2	4	Redditch & District/ Aman & District	Solihull Classic and Sports Cars
57	Stefan Morris/ Stu Jones	Ford Escort	2000	3	Ludlow Castle MC	Morris Autos
58	Kevan Wilson/ James Worth	Talbot Sunbeam Lotus	1998	3	Whitchurch MC/ Coalville Car Club	Kevan Wilson Motorsport, JM Partnership (Surveyors) Ltd
59	Keith Anglesea/ Christine Pearson	BMW Compact	1900	3	Broughton & Bretton MC	protyre@buckley.co.uk
60	Adam Hanner / Wayne Wood	Ford Puma	1598	2	Border eccose	
61	Peter Taylor/ Charlotte Wainwright	Mazda MX5	1999	3	Whitchurch MC/ Ripon MC	
62	Stephen Shephard / Jessica Shephard	Opel Manta	1998	3	Carlton MC	

No	Crew	Car	CC	Class	Club	Entrant/Sponsor
63	Mike Webb/ Steve Noble	Ford Fiesta ST150	1998	3	Brighton & Hove MC/ Chelmsford MC	Garolla Roller Garage Doors, MWW Services, GP Autos, PGM
64	David Segal/ Denise Gubbins	Ford Escort Mk2	2000	3	Sutton & Cheam MC/ Chelmsford MC	
65	Bob Walker/ Corey Powell Jones	BMW Compact	0	4	De Lacy MC	Bob Walker Photography
66	Anthony Mann/ Peter Mann	Honda Civic	1598	2	Matlock MC	
67	Graham Phillpott/ Ian Jones	Ford Escort Mk2	1988	3	Carlton & District Motor Club	
68	James Durkin / Phil 'pants' Sant	Ford Fiesta ST150	1999	3	Clitheroe & District MC/ WBCC	Durkin Premier Surfacing & Driveways. Vincent Leisure Caravan Dealers. Blackbird Live Edge Creations
69	John Day/ Christian Brown	BMW Mini R50	1598	2	Southern Car Club	
70	Toby Burton / Mark Burton	Nissan Micra	1348	1	Dukeries MC	Bertie Motorsport. John Reed Motorsport
71	Massie Piggott/ Julian Monkley	Ford Escort Mk3	1998	3	Hereford MC	
72	Chris Hedges/ Philip Russ	Ford Escort Mk1	1999	3	Middlesex MC	
73	Craig Bridges/ Simon Careswell	Peugeot 306 GTI6	1997	3	Sixty & Worcestershire MC	
74	Lee Sellars/ Michelle O'Connor	Triumph Mk2 Pi	2600	4	Dukeries MC/ Dukeries M C	Sellars Air Conditioning Ltd and Yellow Jacket
75	Callum Cross/ Phil Reader	Peugeot 205	1900	3	Blackpool South Shore	Saltcoat Motors

No	Crew	Car	CC	Class	Club	Entrant/Sponsor
76	Stephen Johansen/ Harriet Worth	Mazda MX5	1600	2	Bolton-le-Moors CC/ Coalville Car Club	Indigo Technology Services WWW.INDIGO-TS.CO.UK
77	Lee Ryan/ Paul Webster	Ford Escort	1998	3	Mid Derbyshire MC	
78	Jonathan Haynes / Oliver Foster	Ford Focus	2000	3	Dukeries MC/ Sheffield & Hallamshire MC	J D Haynes Car Sales, Graham's Bakery, Woolgar Insurance, Paul Rudd Rallying
79	Cameron Barclay/ Richard Farrell	Mini Cooper	1598	2	Middlesex County AC	
80	Martin Gibson/ Ellis Hadley	Mini Cooper	1598	2	Dukeries MC	
81	Paul Yeomans/ Andrew Millington	Ford Escort Mk2	2000	3	Shenstone & DCC, King's Lynn MC/ Knutsford MC	Cooke-Yeomans Consulting Ltd
82	Simon Tattersall/ Reece Brookes	Ford Escort Mk2	2092	4	Pendle & District MC/ Wolverhampton & South Staffs CC	
83	Joe Harwood/ Liam Charlton	Peugeot 106	1587	2	Dukeries MC	
84	<i>Martin Scoley/ Jon Leckenby</i>	<i>Peugeot 205 GTi</i>	<i>1598</i>	<i>2</i>	<i>Worksop &amp; DMC / Dukeries MC/ Worksop &amp; DMC</i>	
85	Geoff Harper/ Neil Murphy	Rover MG ZR	1600	2	Epynt MC	Nelson Bathrooms
87	David Palmer-Smith/ James Palmer-Smith	Vauxhall Corsa	1389	1	Carlton and District Motor Club	
88	Morgan Sparrow/ Roger Sparrow	Mazda MX5	1840	3	Southsea Motor Club	Exposure Lights + Sussex Standard
89	Jason Phillips / Zoe Phillips	Nissan Sunny	1600	2	Loughborough cc	

No	Crew	Car	CC	Class	Club	Entrant/Sponsor
91	Maz Miller/ Iain Davidson	Nissan Micra	998	1	Dukeries MC	


There are 89 entries, and 86 starters

*Entries shown like this are non-starters*

These results became Final on Sunday 12th March 2023 at 17:15 GMT and were signed by Bob Draper (Clerk of the Course)

Copyright © [rallies.info](http://rallies.info) 2024 · email [rallies@rallies.info](mailto:rallies@rallies.info) or phone Matthew on 07970 264094.





# Northside Truck & Van Dukeries Rally 2023

Final Individual Times in Position Order to SS 6 Finish

Car	Cls	Crew	1	2	3	4	5	6	Penalty	Total	Cls Pos	O/A Pos
6	6	Michael Igoe/ Will Atkins	9:14	8:50	8:35	8:32	8:21	8:13		51:45	1	1
2	6	Mark Kelly/ Neil Colman	9:02	8:42	8:39	8:39	8:15	8:11	0:30	51:58	2	2
									Car 2 Penalty details:- 0:30 for Chicane SS4 Post 17			
3	6	Ollie O'Donovan/ Ashleigh Morris	9:05	9:00	8:54	8:50	8:20	8:13	0:30	52:52	3	3
									Car 3 Penalty details:- 0:30 for Chicane SS3 Post 17			
8	6	Tony Robinson/ Mark Witherspoon	9:16	9:02	8:52	8:55	8:32	8:36		53:13	4	4
7	6	Kiaran Hankin/ James Swallow	9:38	9:07	9:26	8:47	8:39	8:31		54:08	5	5
11	6	Daniel Bird/ Tony Hart	9:37	9:06	8:57	9:20	8:45	8:28		54:13	6	6
13	6	Jack Ives/ David Read	9:50	9:05	9:13	8:58	8:38	8:30		54:14	7	7
22	4	Stephen Sawley / Rob Johnson	9:38	9:22	9:05	9:04	8:48	8:41		54:38	1	8
18	5	Lee Hastings/ Cole Hastings	9:37	9:19	9:09	9:18	8:52	8:41		54:56	1	9
12	5	Joe Mckeand/ Charlotte Mcdowall	9:48	9:25	9:11	9:06	8:56	8:44		55:10	2	10
14	4	Alasdair Stables/ Neil Jones	9:48	9:29	9:18	9:09	8:56	8:46		55:26	2	11
20	4	Gerry Fitzelle/ Mark Mason	9:53	9:32	9:14	9:20	8:47	8:46		55:32	3	12
5	6	David Campling / James Ducker	9:56	9:27	9:17	9:21	9:00	8:43		55:44	8	13
23	2	Ben Wilkinson/ Andrew Wilkinson	9:49	9:35	9:30	9:30	9:08	8:57		56:29	1	14
19	5	Phil Burton/ Katy Burton	9:57	9:52	9:23	9:20	9:02	8:56	0:30	57:00	3	15
									Car 19 Penalty details:- 0:30 for Chicane SS1 Post 17			
48	2	Joseph Duffy/ Aaron Brimblecombe	10:14	9:43	9:26	9:26	9:08	9:08		57:05	2	16
21	4	Tom Stockdale/ Dean Stockdale	10:28	9:45	9:31	9:24	9:06	9:11		57:25	4	17

Car	Cls	Crew	1	2	3	4	5	6	Penalty	Total	Cls Pos	O/A Pos
26	5	Ian Barclay / Sue Plater	10:04	9:46	9:40	9:35	9:19	9:06		57:30	4	18
16	2	Chris Ruck/ Steve Harris	10:16	9:39	9:27	9:36	9:24	9:08		57:30	3	19
25	4	Tim Baker/ Neil Hallworth	10:16	9:58	9:36	9:30	9:12	9:04		57:36	5	20
27	4	Stuart Ranby/ Ian Bass	10:04	9:53	9:47	9:36	9:24	9:14		57:58	6	21
55	3	Steve Dolman/ Jon Shepherd	10:22	9:45	9:39	9:40	9:23	9:18		58:07	1	22
28	3	Nigel Greensall/ Graham Wild	10:24	9:53	9:37	9:45	9:21	9:13		58:13	2	23
34	4	Nigel Brain/ Martin Corbett	10:41	9:57	9:43	9:37	9:17	9:08		58:23	7	24
17	1	Anthony Newton/ Suze Endean	10:09	9:58	9:48	9:52	9:22	9:18		58:27	1	25
24	2	Marc Mayes/ Ben Duke	10:23	9:57	9:48	9:48	9:19	9:16		58:31	4	26
29	4	Clive Hitchman/ Jeremy Griffiths	10:37	10:01	9:40	9:37	9:24	9:17		58:36	8	27
56	4	Roger Taylor/ Paul Bevan	10:24	9:58	9:48	9:38	9:17	9:06	0:30	58:41	9	28
Car 56 Penalty details:-										0:30 for Chicane SS2 Post 18		
39	5	Sam Gendy/ Samantha Bartlett	10:32	10:06	9:50	9:42	9:25	9:21		58:56	5	29
35	4	Stuart Cameron / Gary Whittington	10:43	10:04	9:51	9:53	9:36	9:28		59:35	10	30
51	3	Andy Wright/ Nigel Powell	10:36	10:03	9:53	9:57	9:39	9:35		59:43	3	31
60	2	Adam Hanner / Wayne Wood	10:49	10:08	9:57	9:56	9:34	9:26		59:50	5	32
31	3	Nick Heard / Oliver Mathison	10:59	10:15	9:59	9:51	9:34	9:22		1:00:00	4	33
77	3	Lee Ryan/ Paul Webster	10:47	10:11	10:04	9:56	9:37	9:29		1:00:04	5	34
36	3	Ross Wey / Liam Carfrae	10:32	10:07	10:04	10:06	9:43	9:34		1:00:06	6	35
47	2	Richard Kay/ Ian McLean	10:50	10:08	10:01	9:53	9:44	9:35		1:00:11	6	36
78	3	Jonathan Haynes / Oliver Foster	10:53	10:04	10:01	10:06	9:54	9:36		1:00:34	7	37
72	3	Chris Hedges/ Philip Russ	11:01	10:16	10:16	10:01	9:45	9:35		1:00:54	8	38
40	5	Ian Jarvis/ Paul Train	11:12	10:25	10:11	9:55	10:07	9:39		1:01:29	6	39
53	2	Ian Dove/ John Dove	10:46	10:22	10:19	10:17	9:55	9:58		1:01:37	7	40

Car	Cls	Crew	1	2	3	4	5	6	Penalty	Total	Cls Pos	O/A Pos
44	3	Tom Naylor/ James Rudd	10:59	10:28	10:25	10:35	9:58	9:53		1:02:18	9	41
76	2	Stephen Johansen/ Harriet Worth	11:22	10:39	10:25	10:23	9:59	9:53		1:02:41	8	42
38	2	Joe Piggott/ John Fellowes	10:49	10:02	10:22	9:59	9:49	9:32	2:30	1:03:03	9	43
									Car 38 Penalty details:-	0:30 for Chicane SS1 Post 17 1:00 for Chicane SS4 Post 13+ 1:00 for Jump Start SS6		
68	3	James Durkin / Phil 'pants' Sant	11:02	10:42	10:42	10:44	10:24	10:01		1:03:35	10	44
59	3	Keith Anglesea/ Christine Pearson	10:49	10:56	10:41	10:44	10:30	10:06		1:03:46	11	45
62	3	Stephen Shephard / Jessica Shephard	10:49	10:58	10:47	10:52	10:24	10:13		1:04:03	12	46
67	3	Graham Phillpott/ Ian Jones	11:30	10:42	10:42	10:41	10:17	10:13		1:04:05	13	47
32	3	Andrew Wishart/ Archie Wishart	10:42	10:17	15:00	9:46	9:23	9:14		1:04:22	14	48
79	2	Cameron Barclay/ Richard Farrell	11:24	11:00	10:55	10:41	10:21	10:03		1:04:24	10	49
80	2	Martin Gibson/ Ellis Hadley	11:42	11:05	10:57	10:51	10:26	10:12		1:05:13	11	50
61	3	Peter Taylor/ Charlotte Wainwright	15:00	10:27	10:18	10:11	9:49	9:29		1:05:14	15	51
65	4	Bob Walker/ Corey Powell Jones	11:55	11:06	10:45	10:37	10:43	10:21		1:05:27	11	52
81	3	Paul Yeomans/ Andrew Millington	11:40	11:03	10:51	10:51	10:41	10:33		1:05:39	16	53
46	2	Stephen Hall/ Melissa Hall	10:57	10:22	15:00	10:10	9:50	9:38		1:05:57	12	54
69	2	John Day/ Christian Brown	12:01	11:00	10:57	11:04	10:38	10:23		1:06:03	13	55
49	3	David Large/ David Ottoway	11:58	11:15	11:08	11:03	10:32	10:16		1:06:12	17	56
70	1	Toby Burton / Mark Burton	12:01	11:16	11:16	11:08	10:29	10:16		1:06:26	2	57
88	3	Morgan Sparrow/ Roger Sparrow	12:33	11:21	10:52	10:46	10:36	10:29		1:06:37	18	58
75	3	Callum Cross/ Phil Reader	12:03	11:37	11:15	10:57	10:33	10:40		1:07:05	19	59
87	1	David Palmer-Smith/ James Palmer-Smith	12:14	11:46	11:15	11:09	10:45	10:34		1:07:43	3	60
83	2	Joe Harwood/ Liam Charlton	11:39	11:05	15:00	10:50	10:26	10:09		1:09:09	14	61

Car	Cls	Crew	1	2	3	4	5	6	Penalty	Total	Cls Pos	O/A Pos
54	2	Doug Ramsay/ Rhys Edwards	12:03	14:07	11:18	11:06	10:49	10:37		1:10:00	15	62
73	3	Craig Bridges/ Simon Careswell	12:10	11:07	15:00	11:00	10:47	10:28		1:10:32	20	63
85	2	Geoff Harper/ Neil Murphy	12:36	12:03	11:44	11:38	11:31	11:20		1:10:52	16	64
52	3	Charlie Campbell/ Sam Weller	13:02	11:55	11:40	11:49	11:19	11:07		1:10:52	21	65
91	1	Maz Miller/ Iain Davidson	12:50	12:16	12:13	12:08	11:34	11:27		1:12:28	4	66
89	2	Jason Phillips / Zoe Phillips	13:18	12:46	12:23	12:25	12:12	11:46		1:14:50	17	67
71	3	Massie Piggott/ Julian Monkley	15:00	30:00	11:18	15:00	10:35	10:23		1:32:16	22	68

Times shown *like this* are notional or penalised

Stage 1  
9.36 miles

Stage 2  
9.36 miles

Stage 3  
9.46 miles


Stage 4  
9.46 miles

Stage 5  
8.36 miles

Stage 6  
8.36 miles

These results became Final on Sunday 12th March 2023 at 17:15 GMT and were signed by Bob Draper (Clerk of the Course)

Copyright © [rallies.info](http://rallies.info) 2024 · email [rallies@rallies.info](mailto:rallies@rallies.info) or phone Matthew on 07970 264094.



# Northside Truck & Van Dukeries Rally 2023

## Final Individual Times in Starting Order to SS 6 Finish

Car	Cls	Crew	1	2	3	4	5	6	Penalty	Total	Cls Pos	O/A Pos
1	6	John Griffiths / Emma Morrison	8:57	8:48	8:46	8:44			0:30	Rear Diff Problem		
									Car 1 Penalty details:- 0:30 for Chicane SS4 Post 18			
2	6	Mark Kelly/ Neil Colman	9:02	8:42	8:39	8:39	8:15	8:11	0:30	51:58	2	2
									Car 2 Penalty details:- 0:30 for Chicane SS4 Post 17			
3	6	Ollie O'Donovan/ Ashleigh Morris	9:05	9:00	8:54	8:50	8:20	8:13	0:30	52:52	3	3
									Car 3 Penalty details:- 0:30 for Chicane SS3 Post 17			
4	6	Alistair Inglis/ Colin Inglis								Non Starter		
5	6	David Campling / James Ducker	9:56	9:27	9:17	9:21	9:00	8:43		55:44	8	13
6	6	Michael Igoe/ Will Atkins	9:14	8:50	8:35	8:32	8:21	8:13		51:45	1	1
7	6	Kiaran Hankin/ James Swallow	9:38	9:07	9:26	8:47	8:39	8:31		54:08	5	5
8	6	Tony Robinson/ Mark Witherspoon	9:16	9:02	8:52	8:55	8:32	8:36		53:13	4	4
9	3	Jason Wilson/ Lee Wilson	9:27	9:04	15:00					Gearbox		
10	4	Martin Hodgson/ Tony Jones	9:35							Too Hungry to continue. Needed Bacon Sandwich		
11	6	Daniel Bird/ Tony Hart	9:37	9:06	8:57	9:20	8:45	8:28		54:13	6	6
12	5	Joe Mckeand/ Charlotte Mcdowall	9:48	9:25	9:11	9:06	8:56	8:44		55:10	2	10
13	6	Jack Ives/ David Read	9:50	9:05	9:13	8:58	8:38	8:30		54:14	7	7
14	4	Alasdair Stables/ Neil Jones	9:48	9:29	9:18	9:09	8:56	8:46		55:26	2	11
15	4	James Garner/ Jack Cuttill	9:40							Gearbox		
16	2	Chris Ruck/ Steve Harris	10:16	9:39	9:27	9:36	9:24	9:08		57:30	3	19

Car	Cls	Crew	1	2	3	4	5	6	Penalty	Total	Cls Pos	O/A Pos
17	1	Anthony Newton/ Suze Endean	10:09	9:58	9:48	9:52	9:22	9:18		58:27	1	25
18	5	Lee Hastings/ Cole Hastings	9:37	9:19	9:09	9:18	8:52	8:41		54:56	1	9
19	5	Phil Burton/ Katy Burton	9:57	9:52	9:23	9:20	9:02	8:56	0:30	57:00	3	15
Car 19 Penalty details:-									0:30 for Chicane SS1 Post 17			
20	4	Gerry Fitzelle/ Mark Mason	9:53	9:32	9:14	9:20	8:47	8:46		55:32	3	12
21	4	Tom Stockdale/ Dean Stockdale	10:28	9:45	9:31	9:24	9:06	9:11		57:25	4	17
22	4	Stephen Sawley / Rob Johnson	9:38	9:22	9:05	9:04	8:48	8:41		54:38	1	8
23	2	Ben Wilkinson/ Andrew Wilkinson	9:49	9:35	9:30	9:30	9:08	8:57		56:29	1	14
24	2	Marc Mayes/ Ben Duke	10:23	9:57	9:48	9:48	9:19	9:16		58:31	4	26
25	4	Tim Baker/ Neil Hallworth	10:16	9:58	9:36	9:30	9:12	9:04		57:36	5	20
26	5	Ian Barclay / Sue Plater	10:04	9:46	9:40	9:35	9:19	9:06		57:30	4	18
27	4	Stuart Ranby/ Ian Bass	10:04	9:53	9:47	9:36	9:24	9:14		57:58	6	21
28	3	Nigel Greensall/ Graham Wild	10:24	9:53	9:37	9:45	9:21	9:13		58:13	2	23
29	4	Clive Hitchman/ Jeremy Griffiths	10:37	10:01	9:40	9:37	9:24	9:17		58:36	8	27
30	3	Nick Taylor/ Charlotte Taylor	10:25	10:09	9:59	9:56				Lack of forward motion		
31	3	Nick Heard / Oliver Mathison	10:59	10:15	9:59	9:51	9:34	9:22		1:00:00	4	33
32	3	Andrew Wishart/ Archie Wishart	10:42	10:17	15:00	9:46	9:23	9:14		1:04:22	14	48
33	4	Ben Williams/ Tony Edwards	11:17	10:21	9:57					Alternator packed in		
34	4	Nigel Brain/ Martin Corbett	10:41	9:57	9:43	9:37	9:17	9:08		58:23	7	24
35	4	Stuart Cameron / Gary Whittington	10:43	10:04	9:51	9:53	9:36	9:28		59:35	10	30
36	3	Ross Wey / Liam Carfrae	10:32	10:07	10:04	10:06	9:43	9:34		1:00:06	6	35
37	1	Andrew Egger/ Adam Brown	10:31	9:52	10:37					Drive Shaft		
38	2	Joe Piggott/ John Fellowes	10:49	10:02	10:22	9:59	9:49	9:32	2:30	1:03:03	9	43

Car	Cls	Crew	1	2	3	4	5	6	Penalty	Total	Cls Pos	O/A Pos
Car 38 Penalty details:-									0:30 for Chicane SS1 Post 17 1:00 for Chicane SS4 Post 13+ 1:00 for Jump Start SS6			
39	5	Sam Gendy/ Samantha Bartlett	10:32	10:06	9:50	9:42	9:25	9:21		58:56	5	29
40	5	Ian Jarvis/ Paul Train	11:12	10:25	10:11	9:55	10:07	9:39		1:01:29	6	39
41	2	William Routledge/ Alex Routledge	10:38	10:25						Gearbox Failure		
42	2	Matthew Arnold/ Ellie Arnold	12:48	11:04	11:51				0:30	No 1st and 2nd gears		
Car 42 Penalty details:-									0:30 for Chicane SS2 Post 17			
43	2	William Moore/ Stuart Moore							0:10	Gearbox Failure		
Car 43 Penalty details:-									0:10 for 1:00 late at MTC 1			
44	3	Tom Naylor/ James Rudd	10:59	10:28	10:25	10:35	9:58	9:53		1:02:18	9	41
45	4	Michael Bowle/ Izzie Lawrence								Non Starter		
46	2	Stephen Hall/ Melissa Hall	10:57	10:22	15:00	10:10	9:50	9:38		1:05:57	12	54
47	2	Richard Kay/ Ian McLean	10:50	10:08	10:01	9:53	9:44	9:35		1:00:11	6	36
48	2	Joseph Duffy/ Aaron Brimblecombe	10:14	9:43	9:26	9:26	9:08	9:08		57:05	2	16
49	3	David Large/ David Ottoway	11:58	11:15	11:08	11:03	10:32	10:16		1:06:12	17	56
50	4	David Turner/ James Turner	11:02	10:18						Coolant Leak		
51	3	Andy Wright/ Nigel Powell	10:36	10:03	9:53	9:57	9:39	9:35		59:43	3	31
52	3	Charlie Campbell/ Sam Weller	13:02	11:55	11:40	11:49	11:19	11:07		1:10:52	21	65
53	2	Ian Dove/ John Dove	10:46	10:22	10:19	10:17	9:55	9:58		1:01:37	7	40
54	2	Doug Ramsay/ Rhys Edwards	12:03	14:07	11:18	11:06	10:49	10:37		1:10:00	15	62
55	3	Steve Dolman/ Jon Shepherd	10:22	9:45	9:39	9:40	9:23	9:18		58:07	1	22
56	4	Roger Taylor/ Paul Bevan	10:24	9:58	9:48	9:38	9:17	9:06	0:30	58:41	9	28
Car 56 Penalty details:-									0:30 for Chicane SS2 Post 18			

Car	Cls	Crew	1	2	3	4	5	6	Penalty	Total	Cls Pos	O/A Pos
57	3	Stefan Morris/ Stu Jones	10:45	10:02	9:53	9:47				Disqualified for S.R.11		
58	3	Kevan Wilson/ James Worth	10:49	10:23	10:05	10:07	12:20			Broken Top Link		
59	3	Keith Anglesea/ Christine Pearson	10:49	10:56	10:41	10:44	10:30	10:06		1:03:46	11	45
60	2	Adam Hanner / Wayne Wood	10:49	10:08	9:57	9:56	9:34	9:26		59:50	5	32
61	3	Peter Taylor/ Charlotte Wainwright	15:00	10:27	10:18	10:11	9:49	9:29		1:05:14	15	51
62	3	Stephen Shephard / Jessica Shephard	10:49	10:58	10:47	10:52	10:24	10:13		1:04:03	12	46
63	3	Mike Webb/ Steve Noble	11:42	10:22						Engine not running		
64	3	David Segal/ Denise Gubbins	11:48	10:55	15:00					Clutch Cable Snapped		
65	4	Bob Walker/ Corey Powell Jones	11:55	11:06	10:45	10:37	10:43	10:21		1:05:27	11	52
66	2	Anthony Mann/ Peter Mann	15:00	15:00						Electrical Gremlins		
67	3	Graham Phillpott/ Ian Jones	11:30	10:42	10:42	10:41	10:17	10:13		1:04:05	13	47
68	3	James Durkin / Phil 'pants' Sant	11:02	10:42	10:42	10:44	10:24	10:01		1:03:35	10	44
69	2	John Day/ Christian Brown	12:01	11:00	10:57	11:04	10:38	10:23		1:06:03	13	55
70	1	Toby Burton / Mark Burton	12:01	11:16	11:16	11:08	10:29	10:16		1:06:26	2	57
71	3	Massie Piggott/ Julian Monkley	15:00	30:00	11:18	15:00	10:35	10:23		1:32:16	22	68
72	3	Chris Hedges/ Philip Russ	11:01	10:16	10:16	10:01	9:45	9:35		1:00:54	8	38
73	3	Craig Bridges/ Simon Careswell	12:10	11:07	15:00	11:00	10:47	10:28		1:10:32	20	63
74	4	Lee Sellars/ Michelle O'Connor	12:32							Drive Shaft		
75	3	Callum Cross/ Phil Reader	12:03	11:37	11:15	10:57	10:33	10:40		1:07:05	19	59
76	2	Stephen Johansen/ Harriet Worth	11:22	10:39	10:25	10:23	9:59	9:53		1:02:41	8	42
77	3	Lee Ryan/ Paul Webster	10:47	10:11	10:04	9:56	9:37	9:29		1:00:04	5	34
78	3	Jonathan Haynes / Oliver Foster	10:53	10:04	10:01	10:06	9:54	9:36		1:00:34	7	37
79	2	Cameron Barclay/ Richard Farrell	11:24	11:00	10:55	10:41	10:21	10:03		1:04:24	10	49



Car	Cls	Crew	1	2	3	4	5	6	Penalty	Total	Cls Pos	O/A Pos
80	2	Martin Gibson/ Ellis Hadley	11:42	11:05	10:57	10:51	10:26	10:12		1:05:13	11	50
81	3	Paul Yeomans/ Andrew Millington	11:40	11:03	10:51	10:51	10:41	10:33		1:05:39	16	53
82	4	Simon Tattersall/ Reece Brookes	12:02	11:05	11:01					Slave Cylinder/Clutch		
83	2	Joe Harwood/ Liam Charlton	11:39	11:05	15:00	10:50	10:26	10:09		1:09:09	14	61
84	2	Martin Scoley/ Jon Leckenby								Non Starter		
85	2	Geoff Harper/ Neil Murphy	12:36	12:03	11:44	11:38	11:31	11:20		1:10:52	16	64
87	1	David Palmer-Smith/ James Palmer-Smith	12:14	11:46	11:15	11:09	10:45	10:34		1:07:43	3	60
88	3	Morgan Sparrow/ Roger Sparrow	12:33	11:21	10:52	10:46	10:36	10:29		1:06:37	18	58
89	2	Jason Phillips / Zoe Phillips	13:18	12:46	12:23	12:25	12:12	11:46		1:14:50	17	67
91	1	Maz Miller/ Iain Davidson	12:50	12:16	12:13	12:08	11:34	11:27		1:12:28	4	66

Times shown *like this* are notional or penalised

Stage 1  
9.36 miles

Stage 2  
9.36 miles

Stage 3  
9.46 miles

Stage 4  
9.46 miles

Stage 5  
8.36 miles

Stage 6  
8.36 miles

These results became Final on Sunday 12th March 2023 at 17:15 GMT and were signed by Bob Draper (Clerk of the Course)

Copyright © [rallies.info](http://rallies.info) 2024 · email [rallies@rallies.info](mailto:rallies@rallies.info) or phone Matthew on 07970 264094.



# Northside Truck & Van Dukeries Rally 2023

## Final Individual Times in Class Order to SS 6 Finish

Car	Cls	Crew	1	2	3	4	5	6	Penalty	Total	Cls Pos	O/A Pos
<b>Class 1</b>												
17	1	Anthony Newton/ Suze Endean	10:09	9:58	9:48	9:52	9:22	9:18		58:27	1	25
70	1	Toby Burton / Mark Burton	12:01	11:16	11:16	11:08	10:29	10:16		1:06:26	2	57
87	1	David Palmer-Smith/ James Palmer-Smith	12:14	11:46	11:15	11:09	10:45	10:34		1:07:43	3	60
91	1	Maz Miller/ Iain Davidson	12:50	12:16	12:13	12:08	11:34	11:27		1:12:28	4	66
<b>Class 2</b>												
23	2	Ben Wilkinson/ Andrew Wilkinson	9:49	9:35	9:30	9:30	9:08	8:57		56:29	1	14
48	2	Joseph Duffy/ Aaron Brimblecombe	10:14	9:43	9:26	9:26	9:08	9:08		57:05	2	16
16	2	Chris Ruck/ Steve Harris	10:16	9:39	9:27	9:36	9:24	9:08		57:30	3	19
24	2	Marc Mayes/ Ben Duke	10:23	9:57	9:48	9:48	9:19	9:16		58:31	4	26
60	2	Adam Hanner / Wayne Wood	10:49	10:08	9:57	9:56	9:34	9:26		59:50	5	32
47	2	Richard Kay/ Ian McLean	10:50	10:08	10:01	9:53	9:44	9:35		1:00:11	6	36
53	2	Ian Dove/ John Dove	10:46	10:22	10:19	10:17	9:55	9:58		1:01:37	7	40
76	2	Stephen Johansen/ Harriet Worth	11:22	10:39	10:25	10:23	9:59	9:53		1:02:41	8	42
38	2	Joe Piggott/ John Fellowes	10:49	10:02	10:22	9:59	9:49	9:32	2:30	1:03:03	9	43
Car 38 Penalty details:-										0:30 for Chicane SS1 Post 17 1:00 for Chicane SS4 Post 13+ 1:00 for Jump Start SS6		
79	2	Cameron Barclay/ Richard Farrell	11:24	11:00	10:55	10:41	10:21	10:03		1:04:24	10	49
80	2	Martin Gibson/ Ellis Hadley	11:42	11:05	10:57	10:51	10:26	10:12		1:05:13	11	50

Car	Cls	Crew	1	2	3	4	5	6	Penalty	Total	Cls Pos	O/A Pos
46	2	Stephen Hall/ Melissa Hall	10:57	10:22	15:00	10:10	9:50	9:38		1:05:57	12	54
69	2	John Day/ Christian Brown	12:01	11:00	10:57	11:04	10:38	10:23		1:06:03	13	55
83	2	Joe Harwood/ Liam Charlton	11:39	11:05	15:00	10:50	10:26	10:09		1:09:09	14	61
54	2	Doug Ramsay/ Rhys Edwards	12:03	14:07	11:18	11:06	10:49	10:37		1:10:00	15	62
85	2	Geoff Harper/ Neil Murphy	12:36	12:03	11:44	11:38	11:31	11:20		1:10:52	16	64
89	2	Jason Phillips / Zoe Phillips	13:18	12:46	12:23	12:25	12:12	11:46		1:14:50	17	67
<b>Class 3</b>												
55	3	Steve Dolman/ Jon Shepherd	10:22	9:45	9:39	9:40	9:23	9:18		58:07	1	22
28	3	Nigel Greensall/ Graham Wild	10:24	9:53	9:37	9:45	9:21	9:13		58:13	2	23
51	3	Andy Wright/ Nigel Powell	10:36	10:03	9:53	9:57	9:39	9:35		59:43	3	31
31	3	Nick Heard / Oliver Mathison	10:59	10:15	9:59	9:51	9:34	9:22		1:00:00	4	33
77	3	Lee Ryan/ Paul Webster	10:47	10:11	10:04	9:56	9:37	9:29		1:00:04	5	34
36	3	Ross Wey / Liam Carfrae	10:32	10:07	10:04	10:06	9:43	9:34		1:00:06	6	35
78	3	Jonathan Haynes / Oliver Foster	10:53	10:04	10:01	10:06	9:54	9:36		1:00:34	7	37
72	3	Chris Hedges/ Philip Russ	11:01	10:16	10:16	10:01	9:45	9:35		1:00:54	8	38
44	3	Tom Naylor/ James Rudd	10:59	10:28	10:25	10:35	9:58	9:53		1:02:18	9	41
68	3	James Durkin / Phil 'pants' Sant	11:02	10:42	10:42	10:44	10:24	10:01		1:03:35	10	44
59	3	Keith Anglesea/ Christine Pearson	10:49	10:56	10:41	10:44	10:30	10:06		1:03:46	11	45
62	3	Stephen Shephard / Jessica Shephard	10:49	10:58	10:47	10:52	10:24	10:13		1:04:03	12	46
67	3	Graham Phillpott/ Ian Jones	11:30	10:42	10:42	10:41	10:17	10:13		1:04:05	13	47
32	3	Andrew Wishart/ Archie Wishart	10:42	10:17	15:00	9:46	9:23	9:14		1:04:22	14	48
61	3	Peter Taylor/ Charlotte Wainwright	15:00	10:27	10:18	10:11	9:49	9:29		1:05:14	15	51
81	3	Paul Yeomans/ Andrew Millington	11:40	11:03	10:51	10:51	10:41	10:33		1:05:39	16	53
49	3	David Large/ David Ottoway	11:58	11:15	11:08	11:03	10:32	10:16		1:06:12	17	56

Car	Cls	Crew	1	2	3	4	5	6	Penalty	Total	Cls Pos	O/A Pos
88	3	Morgan Sparrow/ Roger Sparrow	12:33	11:21	10:52	10:46	10:36	10:29		1:06:37	18	58
75	3	Callum Cross/ Phil Reader	12:03	11:37	11:15	10:57	10:33	10:40		1:07:05	19	59
73	3	Craig Bridges/ Simon Careswell	12:10	11:07	15:00	11:00	10:47	10:28		1:10:32	20	63
52	3	Charlie Campbell/ Sam Weller	13:02	11:55	11:40	11:49	11:19	11:07		1:10:52	21	65
71	3	Massie Piggott/ Julian Monkley	15:00	30:00	11:18	15:00	10:35	10:23		1:32:16	22	68
<b>Class 4</b>												
22	4	Stephen Sawley / Rob Johnson	9:38	9:22	9:05	9:04	8:48	8:41		54:38	1	8
14	4	Alasdair Stables/ Neil Jones	9:48	9:29	9:18	9:09	8:56	8:46		55:26	2	11
20	4	Gerry Fitzelle/ Mark Mason	9:53	9:32	9:14	9:20	8:47	8:46		55:32	3	12
21	4	Tom Stockdale/ Dean Stockdale	10:28	9:45	9:31	9:24	9:06	9:11		57:25	4	17
25	4	Tim Baker/ Neil Hallworth	10:16	9:58	9:36	9:30	9:12	9:04		57:36	5	20
27	4	Stuart Ranby/ Ian Bass	10:04	9:53	9:47	9:36	9:24	9:14		57:58	6	21
34	4	Nigel Brain/ Martin Corbett	10:41	9:57	9:43	9:37	9:17	9:08		58:23	7	24
29	4	Clive Hitchman/ Jeremy Griffiths	10:37	10:01	9:40	9:37	9:24	9:17		58:36	8	27
56	4	Roger Taylor/ Paul Bevan	10:24	9:58	9:48	9:38	9:17	9:06	0:30	58:41	9	28
									Car 56 Penalty details:- 0:30 for Chicane SS2 Post 18			
35	4	Stuart Cameron / Gary Whittington	10:43	10:04	9:51	9:53	9:36	9:28		59:35	10	30
65	4	Bob Walker/ Corey Powell Jones	11:55	11:06	10:45	10:37	10:43	10:21		1:05:27	11	52
<b>Class 5</b>												
18	5	Lee Hastings/ Cole Hastings	9:37	9:19	9:09	9:18	8:52	8:41		54:56	1	9
12	5	Joe Mckeand/ Charlotte Mcdowall	9:48	9:25	9:11	9:06	8:56	8:44		55:10	2	10
19	5	Phil Burton/ Katy Burton	9:57	9:52	9:23	9:20	9:02	8:56	0:30	57:00	3	15
									Car 19 Penalty details:- 0:30 for Chicane SS1 Post 17			
26	5	Ian Barclay / Sue Plater	10:04	9:46	9:40	9:35	9:19	9:06		57:30	4	18

Car	Cls	Crew	1	2	3	4	5	6	Penalty	Total	Cls Pos	O/A Pos
39	5	Sam Gendy/ Samantha Bartlett	10:32	10:06	9:50	9:42	9:25	9:21		58:56	5	29
40	5	Ian Jarvis/ Paul Train	11:12	10:25	10:11	9:55	10:07	9:39		1:01:29	6	39
<b>Class 6</b>												
6	6	Michael Igoe/ Will Atkins	9:14	8:50	8:35	8:32	8:21	8:13		51:45	1	1
2	6	Mark Kelly/ Neil Colman	9:02	8:42	8:39	8:39	8:15	8:11	0:30	51:58	2	2
									Car 2 Penalty details:- 0:30 for Chicane SS4 Post 17			
3	6	Ollie O'Donovan/ Ashleigh Morris	9:05	9:00	8:54	8:50	8:20	8:13	0:30	52:52	3	3
									Car 3 Penalty details:- 0:30 for Chicane SS3 Post 17			
8	6	Tony Robinson/ Mark Witherspoon	9:16	9:02	8:52	8:55	8:32	8:36		53:13	4	4
7	6	Kiaran Hankin/ James Swallow	9:38	9:07	9:26	8:47	8:39	8:31		54:08	5	5
11	6	Daniel Bird/ Tony Hart	9:37	9:06	8:57	9:20	8:45	8:28		54:13	6	6
13	6	Jack Ives/ David Read	9:50	9:05	9:13	8:58	8:38	8:30		54:14	7	7
5	6	David Campling / James Ducker	9:56	9:27	9:17	9:21	9:00	8:43		55:44	8	13

Times shown *like this* are notional or penalised

Stage 1  
9.36 miles

Stage 2  
9.36 miles

Stage 3  
9.46 miles


Stage 4  
9.46 miles

Stage 5  
8.36 miles

Stage 6  
8.36 miles

These results became Final on Sunday 12th March 2023 at 17:15 GMT and were signed by Bob Draper (Clerk of the Course)

Copyright © [rallies.info](https://rallies.info) 2024 · email [rallies@rallies.info](mailto:rallies@rallies.info) or phone Matthew on 07970 264094.



# Northside Truck & Van Dukeries Rally 2023

Final Overall Results in Position Order to SS 6 Finish

Car	Cls	Crew	Car	Total Penalty	Cls Pos	O/A Pos	Diff from Leader	Diff from car ahead
6	6	Michael Igoe/ Will Atkins	Ford Fiesta R5	51:45	1	1		
2	6	Mark Kelly/ Neil Colman	Skoda R5	51:58	2	2	+0:13	+0:13
3	6	Ollie O'Donovan/ Ashleigh Morris	Hyundai i20 R5	52:52	3	3	+1:07	+0:54
8	6	Tony Robinson/ Mark Witherspoon	Skoda Fabia R5	53:13	4	4	+1:28	+0:21
7	6	Kiaran Hankin/ James Swallow	Peugeot 208 T16 R5	54:08	5	5	+2:23	+0:55
11	6	Daniel Bird/ Tony Hart	Ford Fiesta R5	54:13	6	6	+2:28	+0:05
13	6	Jack Ives/ David Read	Citroen DS3 R5 Evo	54:14	7	7	+2:29	+0:01
22	4	Stephen Sawley / Rob Johnson	Ford Escort	54:38	1	8	+2:53	+0:24
18	5	Lee Hastings/ Cole Hastings	Subaru Impreza	54:56	1	9	+3:11	+0:18
12	5	Joe Mckeand/ Charlotte Mcdowall	Subaru Impreza	55:10	2	10	+3:25	+0:14
14	4	Alasdair Stables/ Neil Jones	Vauxhall Chevette HSR	55:26	2	11	+3:41	+0:16
20	4	Gerry Fitzelle/ Mark Mason	Ford Escort	55:32	3	12	+3:47	+0:06
5	6	David Campling / James Ducker	Skoda Fabia R5	55:44	8	13	+3:59	+0:12
23	2	Ben Wilkinson/ Andrew Wilkinson	Peugeot 106 Maxi	56:29	1	14	+4:44	+0:45
19	5	Phil Burton/ Katy Burton	Subaru Impreza	57:00	3	15	+5:15	+0:31
48	2	Joseph Duffy/ Aaron Brimblecombe	Lotus Elise	57:05	2	16	+5:20	+0:05
21	4	Tom Stockdale/ Dean Stockdale	BMW 1M	57:25	4	17	+5:40	+0:20
26	5	Ian Barclay / Sue Plater	Mitsubishi Evo6	57:30	4	18	+5:45	+0:05
16	2	Chris Ruck/ Steve Harris	Vauxhall Corsa Kit Car	57:30	3	19	+5:45	
25	4	Tim Baker/ Neil Hallworth	Talbot Sunbeam	57:36	5	20	+5:51	+0:06


<b>Car</b>	<b>Cls</b>	<b>Crew</b>	<b>Car</b>	<b>Total Penalty</b>	<b>Cls Pos</b>	<b>O/A Pos</b>	<b>Diff from Leader</b>	<b>Diff from car ahead</b>
27	4	Stuart Ranby/ Ian Bass	Ford Escort Mk2	57:58	6	21	+6:13	+0:22
55	3	Steve Dolman/ Jon Shepherd	Mazda MX5	58:07	1	22	+6:22	+0:09
28	3	Nigel Greensall/ Graham Wild	Toyota GT86	58:13	2	23	+6:28	+0:06
34	4	Nigel Brain/ Martin Corbett	Mazda MX5	58:23	7	24	+6:38	+0:10
17	1	Anthony Newton/ Suze Endean	Vauxhall Nova	58:27	1	25	+6:42	+0:04
24	2	Marc Mayes/ Ben Duke	Vauxhall Nova	58:31	4	26	+6:46	+0:04
29	4	Clive Hitchman/ Jeremy Griffiths	BMW E36 Coupe	58:36	8	27	+6:51	+0:05
56	4	Roger Taylor/ Paul Bevan	Ford Escort Mk2	58:41	9	28	+6:56	+0:05
39	5	Sam Gendy/ Samantha Bartlett	Mitsubishi Evo 9	58:56	5	29	+7:11	+0:15
35	4	Stuart Cameron / Gary Whittington	Renault Clio Cup	59:35	10	30	+7:50	+0:39
51	3	Andy Wright/ Nigel Powell	Honda Civic Ep3	59:43	3	31	+7:58	+0:08
60	2	Adam Hanner / Wayne Wood	Ford Puma	59:50	5	32	+8:05	+0:07
31	3	Nick Heard / Oliver Mathison	Ginetta G40	1:00:00	4	33	+8:15	+0:10
77	3	Lee Ryan/ Paul Webster	Ford Escort	1:00:04	5	34	+8:19	+0:04
36	3	Ross Wey / Liam Carfrae	Peugeot 205	1:00:06	6	35	+8:21	+0:02
47	2	Richard Kay/ Ian McLean	Vauxhall Corsa	1:00:11	6	36	+8:26	+0:05
78	3	Jonathan Haynes / Oliver Foster	Ford Focus	1:00:34	7	37	+8:49	+0:23
72	3	Chris Hedges/ Philip Russ	Ford Escort Mk1	1:00:54	8	38	+9:09	+0:20
40	5	Ian Jarvis/ Paul Train	Mitsubishi EVO 9	1:01:29	6	39	+9:44	+0:35
53	2	Ian Dove/ John Dove	Vauxhall Nova	1:01:37	7	40	+9:52	+0:08
44	3	Tom Naylor/ James Rudd	Ford Fiesta ST150	1:02:18	9	41	+10:33	+0:41
76	2	Stephen Johansen/ Harriet Worth	Mazda MX5	1:02:41	8	42	+10:56	+0:23
38	2	Joe Piggott/ John Fellowes	Citroen Saxo VTR	1:03:03	9	43	+11:18	+0:22
68	3	James Durkin / Phil 'pants' Sant	Ford Fiesta ST150	1:03:35	10	44	+11:50	+0:32



<b>Car</b>	<b>Cls</b>	<b>Crew</b>	<b>Car</b>	<b>Total Penalty</b>	<b>Cls Pos</b>	<b>O/A Pos</b>	<b>Diff from Leader</b>	<b>Diff from car ahead</b>
59	3	Keith Anglesea/ Christine Pearson	BMW Compact	1:03:46	11	45	+12:01	+0:11
62	3	Stephen Shephard / Jessica Shephard	Opel Manta	1:04:03	12	46	+12:18	+0:17
67	3	Graham Phillpott/ Ian Jones	Ford Escort Mk2	1:04:05	13	47	+12:20	+0:02
32	3	Andrew Wishart/ Archie Wishart	Ford Escort Mk2	1:04:22	14	48	+12:37	+0:17
79	2	Cameron Barclay/ Richard Farrell	Mini Cooper	1:04:24	10	49	+12:39	+0:02
80	2	Martin Gibson/ Ellis Hadley	Mini Cooper	1:05:13	11	50	+13:28	+0:49
61	3	Peter Taylor/ Charlotte Wainwright	Mazda MX5	1:05:14	15	51	+13:29	+0:01
65	4	Bob Walker/ Corey Powell Jones	BMW Compact	1:05:27	11	52	+13:42	+0:13
81	3	Paul Yeomans/ Andrew Millington	Ford Escort Mk2	1:05:39	16	53	+13:54	+0:12
46	2	Stephen Hall/ Melissa Hall	Ford Mk1 Fiesta	1:05:57	12	54	+14:12	+0:18
69	2	John Day/ Christian Brown	BMW Mini R50	1:06:03	13	55	+14:18	+0:06
49	3	David Large/ David Ottoway	Ford Escort Mk2	1:06:12	17	56	+14:27	+0:09
70	1	Toby Burton / Mark Burton	Nissan Micra	1:06:26	2	57	+14:41	+0:14
88	3	Morgan Sparrow/ Roger Sparrow	Mazda MX5	1:06:37	18	58	+14:52	+0:11
75	3	Callum Cross/ Phil Reader	Peugeot 205	1:07:05	19	59	+15:20	+0:28
87	1	David Palmer-Smith/ James Palmer-Smith	Vauxhall Corsa	1:07:43	3	60	+15:58	+0:38
83	2	Joe Harwood/ Liam Charlton	Peugeot 106	1:09:09	14	61	+17:24	+1:26
54	2	Doug Ramsay/ Rhys Edwards	Ford KA	1:10:00	15	62	+18:15	+0:51
73	3	Craig Bridges/ Simon Careswell	Peugeot 306 GT16	1:10:32	20	63	+18:47	+0:32
85	2	Geoff Harper/ Neil Murphy	Rover MG ZR	1:10:52	16	64	+19:07	+0:20
52	3	Charlie Campbell/ Sam Weller	Mazda MX5 Mk2	1:10:52	21	65	+19:07	
91	1	Maz Miller/ Iain Davidson	Nissan Micra	1:12:28	4	66	+20:43	+1:36
89	2	Jason Phillips / Zoe Phillips	Nissan Sunny	1:14:50	17	67	+23:05	+2:22
71	3	Massie Piggott/ Julian Monkley	Ford Escort Mk3	1:32:16	22	68	+40:31	+17:26

These results became Final on Sunday 12th March 2023 at 17:15 GMT and were signed by Bob Draper (Clerk of the Course)

Copyright © [rallies.info](http://rallies.info) 2024 · email [rallies@rallies.info](mailto:rallies@rallies.info) or phone Matthew on 07970 264094.



# Northside Truck & Van Dukeries Rally 2023

Final Overall Results in Starting Order to SS 6 Finish

Car	Cls	Crew	Car	Total Penalty	Cls Pos	O/A Pos
1	6	John Griffiths / Emma Morrison	Ford Fiesta R5	35:45		
2	6	Mark Kelly/ Neil Colman	Skoda R5	51:58	2	2
3	6	Ollie O'Donovan/ Ashleigh Morris	Hyundai i20 R5	52:52	3	3
5	6	David Campling / James Ducker	Skoda Fabia R5	55:44	8	13
6	6	Michael Igoe/ Will Atkins	Ford Fiesta R5	51:45	1	1
7	6	Kiaran Hankin/ James Swallow	Peugeot 208 T16 R5	54:08	5	5
8	6	Tony Robinson/ Mark Witherspoon	Skoda Fabia R5	53:13	4	4
9	3	Jason Wilson/ Lee Wilson	Darrian T90 GTR	33:31		
10	4	Martin Hodgson/ Tony Jones	Ford Escort Mk2	9:35		
11	6	Daniel Bird/ Tony Hart	Ford Fiesta R5	54:13	6	6
12	5	Joe Mckeand/ Charlotte Mcdowall	Subaru Impreza	55:10	2	10
13	6	Jack Ives/ David Read	Citroen DS3 R5 Evo	54:14	7	7
14	4	Alasdair Stables/ Neil Jones	Vauxhall Chevette HSR	55:26	2	11
15	4	James Garner/ Jack Cuttill	Darrian GTR	9:40		
16	2	Chris Ruck/ Steve Harris	Vauxhall Corsa Kit Car	57:30	3	19
17	1	Anthony Newton/ Suze Endean	Vauxhall Nova	58:27	1	25
18	5	Lee Hastings/ Cole Hastings	Subaru Impreza	54:56	1	9
19	5	Phil Burton/ Katy Burton	Subaru Impreza	57:00	3	15
20	4	Gerry Fitzelle/ Mark Mason	Ford Escort	55:32	3	12
21	4	Tom Stockdale/ Dean Stockdale	BMW 1M	57:25	4	17

<b>Car</b>	<b>Cls</b>	<b>Crew</b>	<b>Car</b>	<b>Total Penalty</b>	<b>Cls Pos</b>	<b>O/A Pos</b>
22	4	Stephen Sawley / Rob Johnson	Ford Escort	54:38	1	8
23	2	Ben Wilkinson/ Andrew Wilkinson	Peugeot 106 Maxi	56:29	1	14
24	2	Marc Mayes/ Ben Duke	Vauxhall Nova	58:31	4	26
25	4	Tim Baker/ Neil Hallworth	Talbot Sunbeam	57:36	5	20
26	5	Ian Barclay / Sue Plater	Mitsubishi Evo6	57:30	4	18
27	4	Stuart Ranby/ Ian Bass	Ford Escort Mk2	57:58	6	21
28	3	Nigel Greensall/ Graham Wild	Toyota GT86	58:13	2	23
29	4	Clive Hitchman/ Jeremy Griffiths	BMW E36 Coupe	58:36	8	27
30	3	Nick Taylor/ Charlotte Taylor	Peugeot 205 GTI	40:29		
31	3	Nick Heard / Oliver Mathison	Ginetta G40	1:00:00	4	33
32	3	Andrew Wishart/ Archie Wishart	Ford Escort Mk2	1:04:22	14	48
33	4	Ben Williams/ Tony Edwards	Ford Escort	31:35		
34	4	Nigel Brain/ Martin Corbett	Mazda MX5	58:23	7	24
35	4	Stuart Cameron / Gary Whittington	Renault Clio Cup	59:35	10	30
36	3	Ross Wey / Liam Carfrae	Peugeot 205	1:00:06	6	35
37	1	Andrew Egger/ Adam Brown	Vauxhall Nova	31:00		
38	2	Joe Piggott/ John Fellowes	Citroen Saxo VTR	1:03:03	9	43
39	5	Sam Gendy/ Samantha Bartlett	Mitsubishi Evo 9	58:56	5	29
40	5	Ian Jarvis/ Paul Train	Mitsubishi EVO 9	1:01:29	6	39
41	2	William Routledge/ Alex Routledge	Vauxhall Nova	21:03		
42	2	Matthew Arnold/ Ellie Arnold	Citroen C2 GT	36:13		
44	3	Tom Naylor/ James Rudd	Ford Fiesta ST150	1:02:18	9	41
46	2	Stephen Hall/ Melissa Hall	Ford Mk1 Fiesta	1:05:57	12	54
47	2	Richard Kay/ Ian McLean	Vauxhall Corsa	1:00:11	6	36

<b>Car</b>	<b>Cls</b>	<b>Crew</b>	<b>Car</b>	<b>Total Penalty</b>	<b>Cls Pos</b>	<b>O/A Pos</b>
48	2	Joseph Duffy/ Aaron Brimblecombe	Lotus Elise	57:05	2	16
49	3	David Large/ David Ottoway	Ford Escort Mk2	1:06:12	17	56
50	4	David Turner/ James Turner	Ford Escort	21:20		
51	3	Andy Wright/ Nigel Powell	Honda Civic Ep3	59:43	3	31
52	3	Charlie Campbell/ Sam Weller	Mazda MX5 Mk2	1:10:52	21	65
53	2	Ian Dove/ John Dove	Vauxhall Nova	1:01:37	7	40
54	2	Doug Ramsay/ Rhys Edwards	Ford KA	1:10:00	15	62
55	3	Steve Dolman/ Jon Shepherd	Mazda MX5	58:07	1	22
56	4	Roger Taylor/ Paul Bevan	Ford Escort Mk2	58:41	9	28
57	3	Stefan Morris/ Stu Jones	Ford Escort	40:27		
58	3	Kevan Wilson/ James Worth	Talbot Sunbeam Lotus	53:44		
59	3	Keith Anglesea/ Christine Pearson	BMW Compact	1:03:46	11	45
60	2	Adam Hanner / Wayne Wood	Ford Puma	59:50	5	32
61	3	Peter Taylor/ Charlotte Wainwright	Mazda MX5	1:05:14	15	51
62	3	Stephen Shephard / Jessica Shephard	Opel Manta	1:04:03	12	46
63	3	Mike Webb/ Steve Noble	Ford Fiesta ST150	22:04		
64	3	David Segal/ Denise Gubbins	Ford Escort Mk2	37:43		
65	4	Bob Walker/ Corey Powell Jones	BMW Compact	1:05:27	11	52
66	2	Anthony Mann/ Peter Mann	Honda Civic	30:00		
67	3	Graham Phillpott/ Ian Jones	Ford Escort Mk2	1:04:05	13	47
68	3	James Durkin / Phil 'pants' Sant	Ford Fiesta ST150	1:03:35	10	44
69	2	John Day/ Christian Brown	BMW Mini R50	1:06:03	13	55
70	1	Toby Burton / Mark Burton	Nissan Micra	1:06:26	2	57
71	3	Massie Piggott/ Julian Monkley	Ford Escort Mk3	1:32:16	22	68

Car	Cls	Crew	Car	Total Penalty	Cls Pos	O/A Pos
72	3	Chris Hedges/ Philip Russ	Ford Escort Mk1	1:00:54	8	38
73	3	Craig Bridges/ Simon Careswell	Peugeot 306 GT16	1:10:32	20	63
74	4	Lee Sellars/ Michelle O'Connor	Triumph Mk2 Pi	12:32		
75	3	Callum Cross/ Phil Reader	Peugeot 205	1:07:05	19	59
76	2	Stephen Johansen/ Harriet Worth	Mazda MX5	1:02:41	8	42
77	3	Lee Ryan/ Paul Webster	Ford Escort	1:00:04	5	34
78	3	Jonathan Haynes / Oliver Foster	Ford Focus	1:00:34	7	37
79	2	Cameron Barclay/ Richard Farrell	Mini Cooper	1:04:24	10	49
80	2	Martin Gibson/ Ellis Hadley	Mini Cooper	1:05:13	11	50
81	3	Paul Yeomans/ Andrew Millington	Ford Escort Mk2	1:05:39	16	53
82	4	Simon Tattersall/ Reece Brookes	Ford Escort Mk2	34:08		
83	2	Joe Harwood/ Liam Charlton	Peugeot 106	1:09:09	14	61
85	2	Geoff Harper/ Neil Murphy	Rover MG ZR	1:10:52	16	64
87	1	David Palmer-Smith/ James Palmer-Smith	Vauxhall Corsa	1:07:43	3	60
88	3	Morgan Sparrow/ Roger Sparrow	Mazda MX5	1:06:37	18	58
89	2	Jason Phillips / Zoe Phillips	Nissan Sunny	1:14:50	17	67
91	1	Maz Miller/ Iain Davidson	Nissan Micra	1:12:28	4	66

These results became Final on Sunday 12th March 2023 at 17:15 GMT and were signed by Bob Draper (Clerk of the Course)



# Northside Truck & Van Dukeries Rally 2023

Final Overall Results in Class Order to SS 6 Finish

Car	Cls	Crew	Car	Total Penalty	Cls Pos	O/A Pos
<b>Class 1</b>						
17	1	Anthony Newton/ Suze Endean	Vauxhall Nova	58:27	1	25
70	1	Toby Burton / Mark Burton	Nissan Micra	1:06:26	2	57
87	1	David Palmer-Smith/ James Palmer-Smith	Vauxhall Corsa	1:07:43	3	60
91	1	Maz Miller/ Iain Davidson	Nissan Micra	1:12:28	4	66
<b>Class 2</b>						
23	2	Ben Wilkinson/ Andrew Wilkinson	Peugeot 106 Maxi	56:29	1	14
48	2	Joseph Duffy/ Aaron Brimblecombe	Lotus Elise	57:05	2	16
16	2	Chris Ruck/ Steve Harris	Vauxhall Corsa Kit Car	57:30	3	19
24	2	Marc Mayes/ Ben Duke	Vauxhall Nova	58:31	4	26
60	2	Adam Hanner / Wayne Wood	Ford Puma	59:50	5	32
47	2	Richard Kay/ Ian McLean	Vauxhall Corsa	1:00:11	6	36
53	2	Ian Dove/ John Dove	Vauxhall Nova	1:01:37	7	40
76	2	Stephen Johansen/ Harriet Worth	Mazda MX5	1:02:41	8	42
38	2	Joe Piggott/ John Fellowes	Citroen Saxo VTR	1:03:03	9	43
79	2	Cameron Barclay/ Richard Farrell	Mini Cooper	1:04:24	10	49
80	2	Martin Gibson/ Ellis Hadley	Mini Cooper	1:05:13	11	50
46	2	Stephen Hall/ Melissa Hall	Ford Mk1 Fiesta	1:05:57	12	54
69	2	John Day/ Christian Brown	BMW Mini R50	1:06:03	13	55
83	2	Joe Harwood/ Liam Charlton	Peugeot 106	1:09:09	14	61

<b>Car</b>	<b>Cls</b>	<b>Crew</b>	<b>Car</b>	<b>Total Penalty</b>	<b>Cls Pos</b>	<b>O/A Pos</b>
54	2	Doug Ramsay/ Rhys Edwards	Ford KA	1:10:00	15	62
85	2	Geoff Harper/ Neil Murphy	Rover MG ZR	1:10:52	16	64
89	2	Jason Phillips / Zoe Phillips	Nissan Sunny	1:14:50	17	67
<b>Class 3</b>						
55	3	Steve Dolman/ Jon Shepherd	Mazda MX5	58:07	1	22
28	3	Nigel Greensall/ Graham Wild	Toyota GT86	58:13	2	23
51	3	Andy Wright/ Nigel Powell	Honda Civic Ep3	59:43	3	31
31	3	Nick Heard / Oliver Mathison	Ginetta G40	1:00:00	4	33
77	3	Lee Ryan/ Paul Webster	Ford Escort	1:00:04	5	34
36	3	Ross Wey / Liam Carfrae	Peugeot 205	1:00:06	6	35
78	3	Jonathan Haynes / Oliver Foster	Ford Focus	1:00:34	7	37
72	3	Chris Hedges/ Philip Russ	Ford Escort Mk1	1:00:54	8	38
44	3	Tom Naylor/ James Rudd	Ford Fiesta ST150	1:02:18	9	41
68	3	James Durkin / Phil 'pants' Sant	Ford Fiesta ST150	1:03:35	10	44
59	3	Keith Anglesea/ Christine Pearson	BMW Compact	1:03:46	11	45
62	3	Stephen Shephard / Jessica Shephard	Opel Manta	1:04:03	12	46
67	3	Graham Phillpott/ Ian Jones	Ford Escort Mk2	1:04:05	13	47
32	3	Andrew Wishart/ Archie Wishart	Ford Escort Mk2	1:04:22	14	48
61	3	Peter Taylor/ Charlotte Wainwright	Mazda MX5	1:05:14	15	51
81	3	Paul Yeomans/ Andrew Millington	Ford Escort Mk2	1:05:39	16	53
49	3	David Large/ David Ottoway	Ford Escort Mk2	1:06:12	17	56
88	3	Morgan Sparrow/ Roger Sparrow	Mazda MX5	1:06:37	18	58
75	3	Callum Cross/ Phil Reader	Peugeot 205	1:07:05	19	59
73	3	Craig Bridges/ Simon Careswell	Peugeot 306 GT16	1:10:32	20	63




<b>Car</b>	<b>Cls</b>	<b>Crew</b>	<b>Car</b>	<b>Total Penalty</b>	<b>Cls Pos</b>	<b>O/A Pos</b>
52	3	Charlie Campbell/ Sam Weller	Mazda MX5 Mk2	1:10:52	21	65
71	3	Massie Piggott/ Julian Monkley	Ford Escort Mk3	1:32:16	22	68
<b>Class 4</b>						
22	4	Stephen Sawley / Rob Johnson	Ford Escort	54:38	1	8
14	4	Alasdair Stables/ Neil Jones	Vauxhall Chevette HSR	55:26	2	11
20	4	Gerry Fitzelle/ Mark Mason	Ford Escort	55:32	3	12
21	4	Tom Stockdale/ Dean Stockdale	BMW 1M	57:25	4	17
25	4	Tim Baker/ Neil Hallworth	Talbot Sunbeam	57:36	5	20
27	4	Stuart Ranby/ Ian Bass	Ford Escort Mk2	57:58	6	21
34	4	Nigel Brain/ Martin Corbett	Mazda MX5	58:23	7	24
29	4	Clive Hitchman/ Jeremy Griffiths	BMW E36 Coupe	58:36	8	27
56	4	Roger Taylor/ Paul Bevan	Ford Escort Mk2	58:41	9	28
35	4	Stuart Cameron / Gary Whittington	Renault Clio Cup	59:35	10	30
65	4	Bob Walker/ Corey Powell Jones	BMW Compact	1:05:27	11	52
<b>Class 5</b>						
18	5	Lee Hastings/ Cole Hastings	Subaru Impreza	54:56	1	9
12	5	Joe Mckeand/ Charlotte Mcdowall	Subaru Impreza	55:10	2	10
19	5	Phil Burton/ Katy Burton	Subaru Impreza	57:00	3	15
26	5	Ian Barclay / Sue Plater	Mitsubishi Evo6	57:30	4	18
39	5	Sam Gendy/ Samantha Bartlett	Mitsubishi Evo 9	58:56	5	29
40	5	Ian Jarvis/ Paul Train	Mitsubishi EVO 9	1:01:29	6	39
<b>Class 6</b>						
6	6	Michael Igoe/ Will Atkins	Ford Fiesta R5	51:45	1	1
2	6	Mark Kelly/ Neil Colman	Skoda R5	51:58	2	2

Car	Cls	Crew	Car	Total Penalty	Cls Pos	O/A Pos
3	6	Ollie O'Donovan/ Ashleigh Morris	Hyundai i20 R5	52:52	3	3
8	6	Tony Robinson/ Mark Witherspoon	Skoda Fabia R5	53:13	4	4
7	6	Kiaran Hankin/ James Swallow	Peugeot 208 T16 R5	54:08	5	5
11	6	Daniel Bird/ Tony Hart	Ford Fiesta R5	54:13	6	6
13	6	Jack Ives/ David Read	Citroen DS3 R5 Evo	54:14	7	7
5	6	David Campling / James Ducker	Skoda Fabia R5	55:44	8	13

These results became Final on Sunday 12th March 2023 at 17:15 GMT and were signed by Bob Draper (Clerk of the Course)

Copyright © [rallies.info](http://rallies.info) 2024 · email [rallies@rallies.info](mailto:rallies@rallies.info) or phone Matthew on 07970 264094.



# Northside Truck & Van Dukeries Rally 2023

Final Position on each Stage to SS 6 Finish

Posn	Stage 1 9.36 miles		Stage 2 9.36 miles		Stage 3 9.46 miles		Stage 4 9.46 miles		Stage 5 8.36 miles		Stage 6 8.36 miles	
	Car	Time	Car	Time	Car	Time	Car	Time	Car	Time	Car	Time
1	1	8:57	2	8:42	6	8:35	6	8:32	2	8:15	2	8:11
2	2	9:02	1	8:48	2	8:39	2	8:39	3	8:20	3	8:13
3	3	9:05	6	8:50	1	8:46	1	8:44	6	8:21	6	8:13
4	6	9:14	3	9:00	8	8:52	7	8:47	8	8:32	11	8:28
5	8	9:16	8	9:02	3	8:54	3	8:50	13	8:38	13	8:30
6	9	9:27	9	9:04	11	8:57	8	8:55	7	8:39	7	8:31
7	10	9:35	13	9:05	22	9:05	13	8:58	11	8:45	8	8:36
8	11	9:37	11	9:06	18	9:09	22	9:04	20	8:47	18	8:41
9	18	9:37	7	9:07	12	9:11	12	9:06	22	8:48	22	8:41
10	7	9:38	18	9:19	13	9:13	14	9:09	18	8:52	5	8:43
11	22	9:38	22	9:22	20	9:14	18	9:18	12	8:56	12	8:44
12	15	9:40	12	9:25	5	9:17	11	9:20	14	8:56	14	8:46
13	12	9:48	5	9:27	14	9:18	19	9:20	5	9:00	20	8:46
14	14	9:48	14	9:29	19	9:23	20	9:20	19	9:02	19	8:56
15	23	9:49	20	9:32	7	9:26	5	9:21	21	9:06	23	8:57
16	13	9:50	23	9:35	48	9:26	21	9:24	23	9:08	25	9:04
17	20	9:53	16	9:39	16	9:27	48	9:26	48	9:08	26	9:06
18	5	9:56	48	9:43	23	9:30	23	9:30	25	9:12	56	9:06
19	19	9:57	21	9:45	21	9:31	25	9:30	34	9:17	16	9:08


Posn	Stage 1		Stage 2		Stage 3		Stage 4		Stage 5		Stage 6	
	9.36 miles		9.36 miles		9.46 miles		9.46 miles		8.36 miles		8.36 miles	
	Car	Time	Car	Time	Car	Time	Car	Time	Car	Time	Car	Time
20	26	10:04	55	9:45	25	9:36	26	9:35	56	9:17	34	9:08
21	27	10:04	26	9:46	28	9:37	16	9:36	24	9:19	48	9:08
22	17	10:09	19	9:52	55	9:39	27	9:36	26	9:19	21	9:11
23	48	10:14	37	9:52	26	9:40	29	9:37	28	9:21	28	9:13
24	16	10:16	27	9:53	29	9:40	34	9:37	17	9:22	27	9:14
25	25	10:16	28	9:53	34	9:43	56	9:38	32	9:23	32	9:14
26	55	10:22	24	9:57	27	9:47	55	9:40	55	9:23	24	9:16
27	24	10:23	34	9:57	17	9:48	39	9:42	16	9:24	29	9:17
28	28	10:24	17	9:58	24	9:48	28	9:45	27	9:24	17	9:18
29	56	10:24	25	9:58	56	9:48	32	9:46	29	9:24	55	9:18
30	30	10:25	56	9:58	39	9:50	57	9:47	39	9:25	39	9:21
31	21	10:28	29	10:01	35	9:51	24	9:48	31	9:34	31	9:22
32	37	10:31	38	10:02	51	9:53	31	9:51	60	9:34	60	9:26
33	36	10:32	57	10:02	57	9:53	17	9:52	35	9:36	35	9:28
34	39	10:32	51	10:03	33	9:57	35	9:53	77	9:37	61	9:29
35	51	10:36	35	10:04	60	9:57	47	9:53	51	9:39	77	9:29
36	29	10:37	78	10:04	30	9:59	40	9:55	36	9:43	38	9:32
37	41	10:38	39	10:06	31	9:59	30	9:56	47	9:44	36	9:34
38	34	10:41	36	10:07	47	10:01	60	9:56	72	9:45	47	9:35
39	32	10:42	47	10:08	78	10:01	77	9:56	38	9:49	51	9:35
40	35	10:43	60	10:08	36	10:04	51	9:57	61	9:49	72	9:35
41	57	10:45	30	10:09	77	10:04	38	9:59	46	9:50	78	9:36
42	53	10:46	77	10:11	58	10:05	72	10:01	78	9:54	46	9:38

Posn	Stage 1		Stage 2		Stage 3		Stage 4		Stage 5		Stage 6	
	9.36 miles		9.36 miles		9.46 miles		9.46 miles		8.36 miles		8.36 miles	
	Car	Time	Car	Time	Car	Time	Car	Time	Car	Time	Car	Time
43	77	10:47	31	10:15	40	10:11	36	10:06	53	9:55	40	9:39
44	38	10:49	72	10:16	72	10:16	78	10:06	44	9:58	44	9:53
45	58	10:49	32	10:17	61	10:18	58	10:07	76	9:59	76	9:53
46	59	10:49	50	10:18	53	10:19	46	10:10	40	10:07	53	9:58
47	60	10:49	33	10:21	38	10:22	61	10:11	67	10:17	68	10:01
48	62	10:49	46	10:22	44	10:25	53	10:17	79	10:21	79	10:03
49	47	10:50	53	10:22	76	10:25	76	10:23	62	10:24	59	10:06
50	78	10:53	63	10:22	37	10:37	44	10:35	68	10:24	83	10:09
51	46	10:57	58	10:23	59	10:41	65	10:37	80	10:26	80	10:12
52	31	10:59	40	10:25	67	10:42	67	10:41	83	10:26	62	10:13
53	44	10:59	41	10:25	68	10:42	79	10:41	70	10:29	67	10:13
54	72	11:01	61	10:27	65	10:45	59	10:44	59	10:30	49	10:16
55	50	11:02	44	10:28	62	10:47	68	10:44	49	10:32	70	10:16
56	68	11:02	76	10:39	81	10:51	88	10:46	75	10:33	65	10:21
57	40	11:12	67	10:42	88	10:52	83	10:50	71	10:35	69	10:23
58	33	11:17	68	10:42	79	10:55	80	10:51	88	10:36	71	10:23
59	76	11:22	64	10:55	69	10:57	81	10:51	69	10:38	73	10:28
60	79	11:24	59	10:56	80	10:57	62	10:52	81	10:41	88	10:29
61	67	11:30	62	10:58	82	11:01	75	10:57	65	10:43	81	10:33
62	83	11:39	69	11:00	49	11:08	73	11:00	87	10:45	87	10:34
63	81	11:40	79	11:00	75	11:15	49	11:03	73	10:47	54	10:37
64	63	11:42	81	11:03	87	11:15	69	11:04	54	10:49	75	10:40
65	80	11:42	42	11:04	70	11:16	54	11:06	52	11:19	52	11:07

Posn	Stage 1 9.36 miles		Stage 2 9.36 miles		Stage 3 9.46 miles		Stage 4 9.46 miles		Stage 5 8.36 miles		Stage 6 8.36 miles	
	Car	Time	Car	Time	Car	Time	Car	Time	Car	Time	Car	Time
66	64	11:48	80	11:05	54	11:18	70	11:08	85	11:31	85	11:20
67	65	11:55	82	11:05	71	11:18	87	11:09	91	11:34	91	11:27
68	49	11:58	83	11:05	52	11:40	85	11:38	89	12:12	89	11:46
69	69	12:01	65	11:06	85	11:44	52	11:49	58	12:20		
70	70	12:01	73	11:07	42	11:51	91	12:08				
71	82	12:02	49	11:15	91	12:13	89	12:25				
72	54	12:03	70	11:16	89	12:23	71	15:00				
73	75	12:03	88	11:21	9	15:00						
74	73	12:10	75	11:37	32	15:00						
75	87	12:14	87	11:46	46	15:00						
76	74	12:32	52	11:55	64	15:00						
77	88	12:33	85	12:03	73	15:00						
78	85	12:36	91	12:16	83	15:00						
79	42	12:48	89	12:46								
80	91	12:50	54	14:07								
81	52	13:02	66	15:00								
82	89	13:18	71	30:00								
83	61	15:00										
84	66	15:00										
85	71	15:00										

These results became Final on Sunday 12th March 2023 at 17:15 GMT and were signed by Bob Draper (Clerk of the Course)

Copyright © [rallies.info](https://rallies.info) 2024 · email [rallies@rallies.info](mailto:rallies@rallies.info) or phone Matthew on 07970 264094.



# Northside Truck & Van Dukeries Rally 2023

Final Position after each Stage to SS 6 Finish

Posn	Stage 1 9.36 miles		Stage 2 9.36 miles		Stage 3 9.46 miles		Stage 4 9.46 miles		Stage 5 8.36 miles		Stage 6 8.36 miles	
	Car	Time	Car	Time	Car	Time	Car	Time	Car	Time	Car	Time
1	1	8:57	2	17:44	2	26:23	6	35:11	6	43:32	6	51:45
2	2	9:02	1	17:45	1	26:31	2	35:32	2	43:47	2	51:58
3	3	9:05	6	18:04	6	26:39	1	35:45	8	44:37	3	52:52
4	6	9:14	3	18:05	8	27:10	8	36:05	3	44:39	8	53:13
5	8	9:16	8	18:18	3	27:29	3	36:19	7	45:37	7	54:08
6	9	9:27	9	18:31	11	27:40	7	36:58	13	45:44	11	54:13
7	10	9:35	11	18:43	18	28:05	11	37:00	11	45:45	13	54:14
8	11	9:37	7	18:45	22	28:05	13	37:06	22	45:57	22	54:38
9	18	9:37	13	18:55	13	28:08	22	37:09	18	46:15	18	54:56
10	7	9:38	18	18:56	7	28:11	18	37:23	12	46:26	12	55:10
11	22	9:38	22	19:00	12	28:24	12	37:30	14	46:40	14	55:26
12	15	9:40	12	19:13	14	28:35	14	37:44	20	46:46	20	55:32
13	12	9:48	14	19:17	20	28:39	20	37:59	5	47:01	5	55:44
14	14	9:48	5	19:23	5	28:40	5	38:01	23	47:32	23	56:29
15	23	9:49	23	19:24	23	28:54	23	38:24	48	47:57	19	57:00
16	13	9:50	20	19:25	16	29:22	48	38:49	19	48:04	48	57:05
17	20	9:53	26	19:50	48	29:23	16	38:58	21	48:14	21	57:25
18	5	9:56	16	19:55	26	29:30	19	39:02	16	48:22	16	57:30
19	26	10:04	27	19:57	19	29:42	26	39:05	26	48:24	26	57:30




Posn	Stage 1 9.36 miles		Stage 2 9.36 miles		Stage 3 9.46 miles		Stage 4 9.46 miles		Stage 5 8.36 miles		Stage 6 8.36 miles	
	Car	Time	Car	Time	Car	Time	Car	Time	Car	Time	Car	Time
20	27	10:04	48	19:57	21	29:44	21	39:08	25	48:32	25	57:36
21	17	10:09	17	20:07	27	29:44	25	39:20	27	48:44	27	57:58
22	48	10:14	55	20:07	55	29:46	27	39:20	55	48:49	55	58:07
23	16	10:16	21	20:13	25	29:50	55	39:26	28	49:00	28	58:13
24	25	10:16	25	20:14	28	29:54	28	39:39	17	49:09	34	58:23
25	55	10:22	28	20:17	17	29:55	17	39:47	24	49:15	17	58:27
26	24	10:23	19	20:19	24	30:08	29	39:55	34	49:15	24	58:31
27	28	10:24	24	20:20	29	30:18	24	39:56	29	49:19	29	58:36
28	56	10:24	37	20:23	34	30:21	34	39:58	39	49:35	56	58:41
29	30	10:25	30	20:34	39	30:28	39	40:10	56	49:35	39	58:56
30	19	10:27	29	20:38	51	30:32	56	40:18	35	50:07	35	59:35
31	21	10:28	34	20:38	30	30:33	57	40:27	51	50:08	51	59:43
32	37	10:31	39	20:38	35	30:38	30	40:29	60	50:24	60	59:50
33	36	10:32	36	20:39	56	30:40	51	40:29	36	50:32	31	1:00:00
34	39	10:32	51	20:39	57	30:40	35	40:31	77	50:35	77	1:00:04
35	51	10:36	35	20:47	36	30:43	36	40:49	47	50:36	36	1:00:06
36	29	10:37	57	20:47	60	30:54	60	40:50	31	50:38	47	1:00:11
37	41	10:38	56	20:52	78	30:58	47	40:52	78	50:58	78	1:00:34
38	34	10:41	60	20:57	47	30:59	77	40:58	72	51:19	72	1:00:54
39	32	10:42	78	20:57	37	31:00	31	41:04	53	51:39	40	1:01:29
40	35	10:43	47	20:58	77	31:02	78	41:04	40	51:50	53	1:01:37
41	57	10:45	77	20:58	31	31:13	58	41:24	44	52:25	44	1:02:18
42	53	10:46	32	20:59	58	31:17	72	41:34	38	52:31	76	1:02:41

Posn	Stage 1		Stage 2		Stage 3		Stage 4		Stage 5		Stage 6	
	9.36 miles		9.36 miles		9.46 miles		9.46 miles		8.36 miles		8.36 miles	
	Car	Time	Car	Time	Car	Time	Car	Time	Car	Time	Car	Time
43	77	10:47	41	21:03	53	31:27	40	41:43	76	52:48	38	1:03:03
44	58	10:49	53	21:08	72	31:33	53	41:44	68	53:34	68	1:03:35
45	59	10:49	58	21:12	33	31:35	44	42:27	59	53:40	59	1:03:46
46	60	10:49	31	21:14	38	31:43	38	42:42	58	53:44	62	1:04:03
47	62	10:49	72	21:17	40	31:48	76	42:49	62	53:50	67	1:04:05
48	47	10:50	46	21:19	44	31:52	59	43:10	67	53:52	32	1:04:22
49	78	10:53	50	21:20	59	32:26	68	43:10	79	54:21	79	1:04:24
50	46	10:57	38	21:21	68	32:26	62	43:26	80	55:01	80	1:05:13
51	31	10:59	44	21:27	76	32:26	67	43:35	65	55:06	61	1:05:14
52	44	10:59	40	21:37	62	32:34	79	44:00	81	55:06	65	1:05:27
53	72	11:01	33	21:38	67	32:54	65	44:23	32	55:08	81	1:05:39
54	50	11:02	68	21:44	79	33:19	81	44:25	69	55:40	46	1:05:57
55	68	11:02	59	21:45	9	33:31	80	44:35	61	55:45	69	1:06:03
56	40	11:12	62	21:47	81	33:34	69	45:02	49	55:56	49	1:06:12
57	33	11:17	76	22:01	80	33:44	49	45:24	88	56:08	70	1:06:26
58	38	11:19	63	22:04	65	33:46	88	45:32	70	56:10	88	1:06:37
59	76	11:22	67	22:12	69	33:58	70	45:41	46	56:19	75	1:07:05
60	79	11:24	79	22:24	82	34:08	32	45:45	75	56:25	87	1:07:43
61	67	11:30	64	22:43	49	34:21	75	45:52	87	57:09	83	1:09:09
62	83	11:39	81	22:43	70	34:33	61	45:56	83	59:00	54	1:10:00
63	81	11:40	83	22:44	88	34:46	87	46:24	54	59:23	73	1:10:32
64	63	11:42	80	22:47	75	34:55	46	46:29	85	59:32	52	1:10:52
65	80	11:42	65	23:01	87	35:15	85	48:01	52	59:45	85	1:10:52

Posn	Stage 1 9.36 miles		Stage 2 9.36 miles		Stage 3 9.46 miles		Stage 4 9.46 miles		Stage 5 8.36 miles		Stage 6 8.36 miles	
	Car	Time	Car	Time	Car	Time	Car	Time	Car	Time	Car	Time
66	64	11:48	69	23:01	61	35:45	52	48:26	73	1:00:04	91	1:12:28
67	65	11:55	82	23:07	32	35:59	54	48:34	91	1:01:01	89	1:14:50
68	49	11:58	49	23:13	42	36:13	83	48:34	89	1:03:04	71	1:32:16
69	69	12:01	70	23:17	46	36:19	73	49:17	71	1:21:53		
70	70	12:01	73	23:17	85	36:23	91	49:27				
71	82	12:02	75	23:40	52	36:37	89	50:52				
72	54	12:03	88	23:54	91	37:19	71	1:11:18				
73	75	12:03	87	24:00	54	37:28						
74	73	12:10	42	24:22	64	37:43						
75	87	12:14	85	24:39	83	37:44						
76	74	12:32	52	24:57	73	38:17						
77	88	12:33	91	25:06	89	38:27						
78	85	12:36	61	25:27	71	56:18						
79	42	12:48	89	26:04								
80	91	12:50	54	26:10								
81	52	13:02	66	30:00								
82	89	13:18	71	45:00								
83	61	15:00										
84	66	15:00										
85	71	15:00										

These results became Final on Sunday 12th March 2023 at 17:15 GMT and were signed by Bob Draper (Clerk of the Course)

Copyright © [rallies.info](https://rallies.info) 2024 · email [rallies@rallies.info](mailto:rallies@rallies.info) or phone Matthew on 07970 264094.



# Northside Truck & Van Dukeries Rally 2023


Final Awards to SS 6 Finish

Award	No	Crew	Car
1st Overall	6	Michael Igoe / Will Atkins	Ford Fiesta R5
2nd Overall	2	Mark Kelly / Neil Colman	Skoda R5
3rd Overall	3	Ollie O'Donovan / Ashleigh Morris	Hyundai i20 R5
1st Class 1	17	Anthony Newton / Suze Endean	Vauxhall Nova
2nd Class 1	70	Toby Burton / Mark Burton	Nissan Micra
3rd Class 1	87	David Palmer-Smith / James Palmer-Smith	Vauxhall Corsa
1st Class 2	23	Ben Wilkinson / Andrew Wilkinson	Peugeot 106 Maxi
2nd Class 2	48	Joseph Duffy / Aaron Brimblecombe	Lotus Elise
3rd Class 2	16	Chris Ruck / Steve Harris	Vauxhall Corsa Kit Car
1st Class 3	55	Steve Dolman / Jon Shepherd	Mazda MX5
2nd Class 3	28	Nigel Greensall / Graham Wild	Toyota GT86
3rd Class 3	51	Andy Wright / Nigel Powell	Honda Civic Ep3
1st Class 4	22	Stephen Sawley / Rob Johnson	Ford Escort
2nd Class 4	14	Alasdair Stables / Neil Jones	Vauxhall Chevette HSR
3rd Class 4	20	Gerry Fitzelle / Mark Mason	Ford Escort
1st Class 5	18	Lee Hastings / Cole Hastings	Subaru Impreza
2nd Class 5	12	Joe Mckeand / Charlotte Mcdowall	Subaru Impreza
3rd Class 5	19	Phil Burton / Katy Burton	Subaru Impreza
1st Class 6	8	Tony Robinson / Mark Witherspoon	Skoda Fabia R5
2nd Class 6	7	Kiaran Hankin / James Swallow	Peugeot 208 T16 R5
3rd Class 6	11	Daniel Bird / Tony Hart	Ford Fiesta R5

Award	No	Crew	Car
1st Dukeries MC Driver	11	Daniel Bird	Ford Fiesta R5
1st Dukeries MC Co-Driver	5	James Ducker	Skoda Fabia R5

These results became Final on Sunday 12th March 2023 at 17:15 GMT and were signed by Bob Draper (Clerk of the Course)

Copyright © [rallies.info](http://rallies.info) 2024 · email [rallies@rallies.info](mailto:rallies@rallies.info) or phone Matthew on 07970 264094.



# Northside Truck & Van Dukeries Rally 2023

Final Retirements in Starting Order to SS 6 Finish

Car	Cls	Crew	1	2	3	4	5	6	Penalty	Total	Cls Pos	O/A Pos
1	6	John Griffiths / Emma Morrison	8:57	8:48	8:46	8:44			0:30	Rear Diff Problem		
									Car 1 Penalty details:- 0:30 for Chicane SS4 Post 18			
4	6	Alistair Inglis/ Colin Inglis								Non Starter		
9	3	Jason Wilson/ Lee Wilson	9:27	9:04	15:00					Gearbox		
10	4	Martin Hodgson/ Tony Jones	9:35							Too Hungry to continue. Needed Bacon Sandwich		
15	4	James Garner/ Jack Cuttill	9:40							Gearbox		
30	3	Nick Taylor/ Charlotte Taylor	10:25	10:09	9:59	9:56				Lack of forward motion		
33	4	Ben Williams/ Tony Edwards	11:17	10:21	9:57					Alternator packed in		
37	1	Andrew Egger/ Adam Brown	10:31	9:52	10:37					Drive Shaft		
41	2	William Routledge/ Alex Routledge	10:38	10:25						Gearbox Failure		
42	2	Matthew Arnold/ Ellie Arnold	12:48	11:04	11:51				0:30	No 1st and 2nd gears		
									Car 42 Penalty details:- 0:30 for Chicane SS2 Post 17			
43	2	William Moore/ Stuart Moore							0:10	Gearbox Failure		
									Car 43 Penalty details:- 0:10 for 1:00 late at MTC 1			
45	4	Michael Bowle/ Izzie Lawrence								Non Starter		
50	4	David Turner/ James Turner	11:02	10:18						Coolant Leak		
57	3	Stefan Morris/ Stu Jones	10:45	10:02	9:53	9:47				Disqualified for S.R.11		
58	3	Kevan Wilson/ James Worth	10:49	10:23	10:05	10:07	12:20			Broken Top Link		

Car	Cls	Crew	1	2	3	4	5	6	Penalty	Total	Cls Pos	O/A Pos
63	3	Mike Webb/ Steve Noble	11:42	10:22						Engine not running		
64	3	David Segal/ Denise Gubbins	11:48	10:55	15:00					Clutch Cable Snapped		
66	2	Anthony Mann/ Peter Mann	15:00	15:00						Electrical Gremlins		
74	4	Lee Sellars/ Michelle O'Connor	12:32							Drive Shaft		
82	4	Simon Tattersall/ Reece Brookes	12:02	11:05	11:01					Slave Cylinder/Clutch		
84	2	Martin Scoley/ Jon Leckenby								Non Starter		

Times shown *like this* are notional or penalised

Stage 1  
9.36 miles

Stage 2  
9.36 miles

Stage 3  
9.46 miles

Stage 4  
9.46 miles

Stage 5  
8.36 miles

Stage 6  
8.36 miles

These results became Final on Sunday 12th March 2023 at 17:15 GMT and were signed by Bob Draper (Clerk of the Course)

Copyright © [rallies.info](http://rallies.info) 2024 · email [rallies@rallies.info](mailto:rallies@rallies.info) or phone Matthew on 07970 264094.